

ANALYSIS OF EXIT EVALUATION 2013-2014

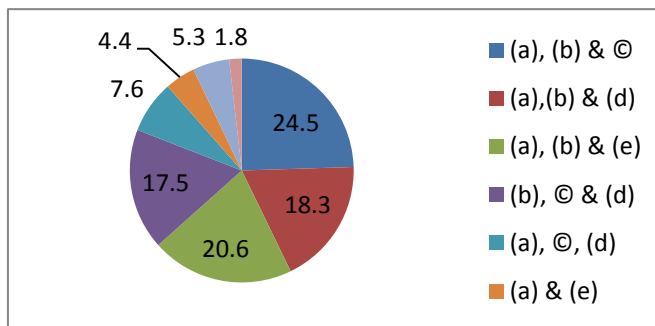
(Responses are in percentages)

1 What was the basis for choosing this college for our graduate programme?

- (a) Impression/ranking
- (b) Combinations/Courses
- (c) Teaching Standards
- (d) Infrastructure
- (e) NAAC Grade
- (f) All of the above
- (f) Any other

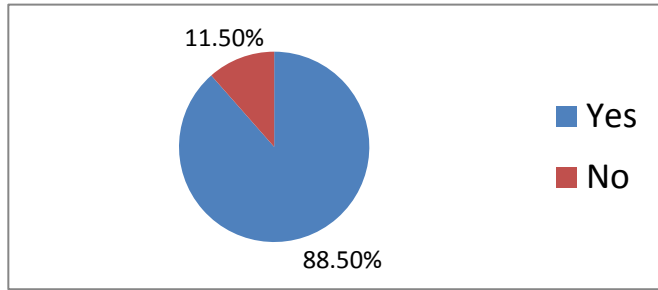
Responses

(a), (b) & ©	24.5
(a),(b) & (d)	18.3
(a), (b) & (e)	20.6
(b), © & (d)	17.5
(a), ©, (d)	7.6
(a) & (e)	4.4
(f)	5.3
(g)	1.8



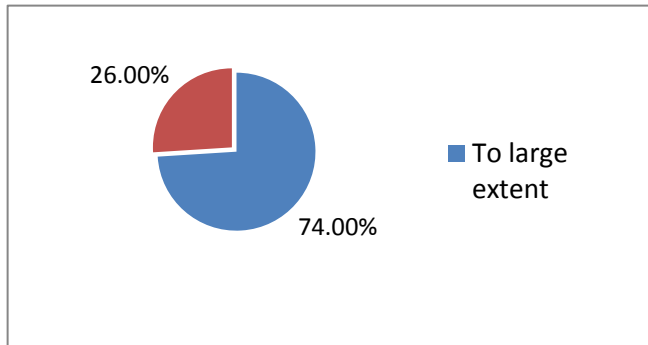
2 Did the periodic assessment and evaluation of your performance help in the final exam?

(a)	Yes	88.50%
(b)	No	11.50%



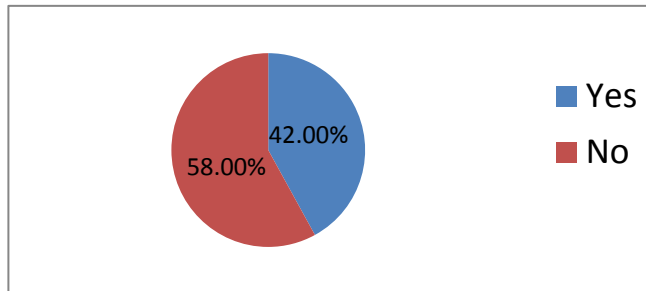
3 The disciplinary measures adopted by the institution are helpful in reaching your goal?

- | | | |
|-----|-----------------|--------|
| (a) | To large extent | 74.00% |
| (b) | To some extent | 26.00% |



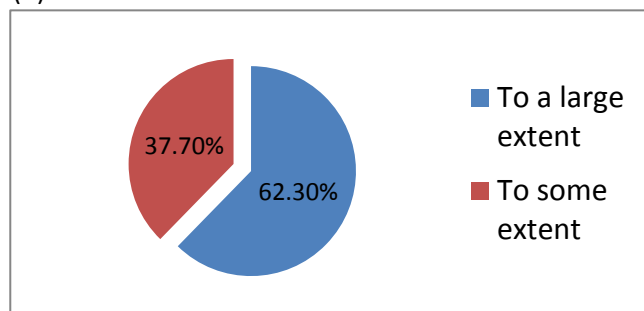
4 Did the literary/cultural/sports activities help you realize your full potential?

- | | | |
|-----|-----|--------|
| (a) | Yes | 42.00% |
| (b) | No | 58.00% |



5 **Has the campus experience met your expectations?**

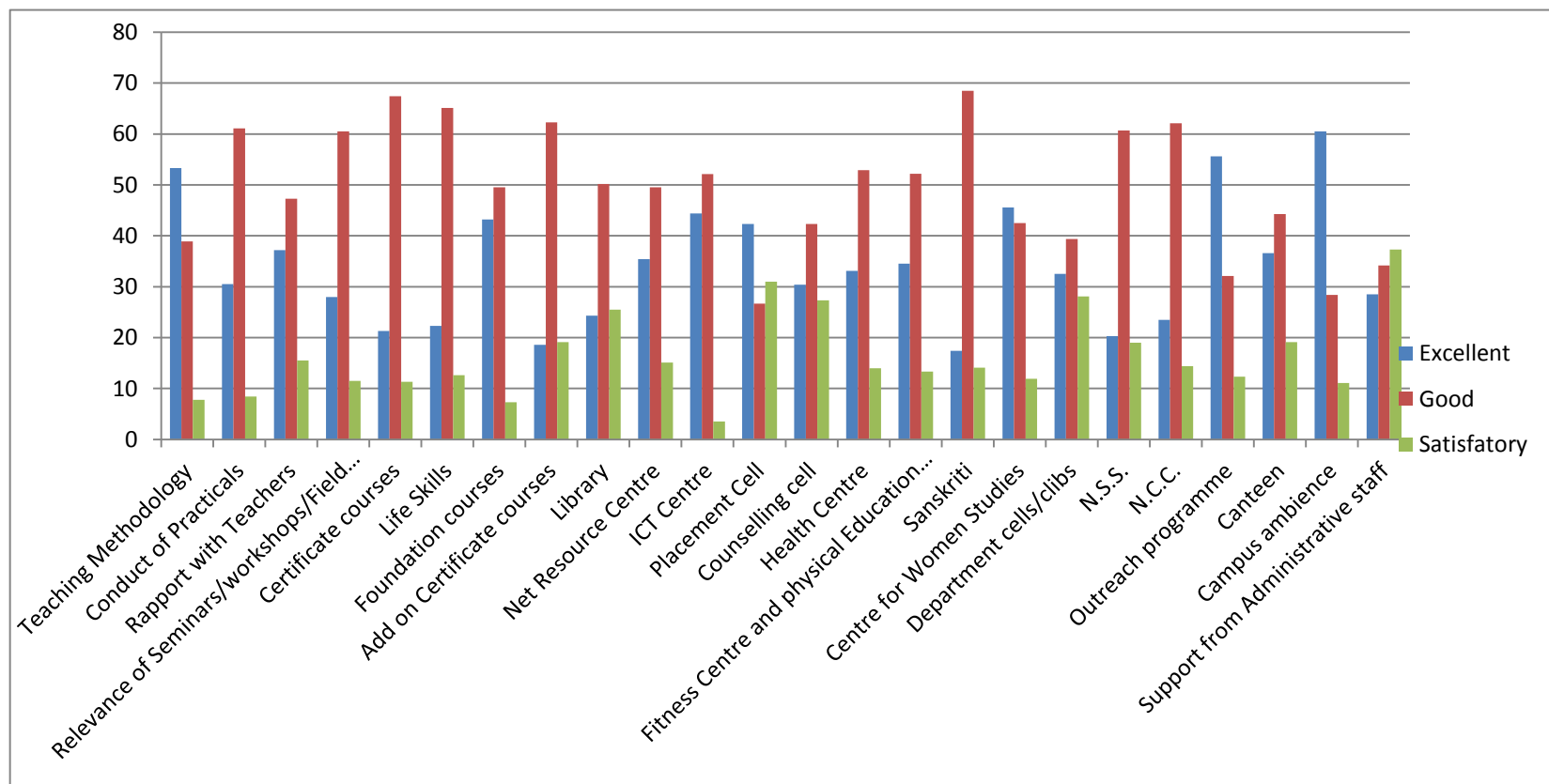
- (a) To a large extent 62.30%
 (b) To some extent 37.70%



6 **Your feedback on the following:**

	Paramemter	Excellent	Good	Satisfactory
a.	Teaching Methodology	53.3	38.9	7.8
b.	Conduct of Practicals	30.5	61.1	8.4
c.	Rapport with Teachers	37.2	47.3	15.5
d.	Relevance of Seminars/workshops/Field Trips/assignments/projects	28	60.5	11.5
e.	Certificate courses	21.3	67.4	11.3
f.	Life Skills	22.3	65.1	12.6
g.	Foundation courses	43.2	49.5	7.3
h.	Add on Certificate courses	18.6	62.3	19.1
i.	Library	24.3	50.2	25.5
j.	Net Resource Centre	35.4	49.5	15.1
k.	ICT Centre	44.4	52.1	3.5
l.	Placement Cell	42.3	26.7	31
m.	Counselling cell	30.4	42.3	27.3
n.	Health Centre	33.1	52.9	14
o.	Fitness Centre and physical Education Infrastructure	34.5	52.2	13.3

p.	Sanskriti	17.4	68.5	14.1
q.	Centre for Women Studies	45.6	42.5	11.9
r.	Department cells/clibs	32.5	39.4	28.1
s.	N.S.S.	20.3	60.7	19
t.	N.C.C.	23.5	62.1	14.4
u.	Outreach programme	55.6	32.1	12.3
v.	Canteen	36.6	44.3	19.1
w.	Campus ambience	60.5	28.4	11.1
x.	Support from Administrative staff	28.5	34.2	37.3



Total number of responses : 695

Summary and Action taken

1. Majority of the students felt that periodic assessment and evaluation are aiding them to perform better in university examinations, disciplinary measures adopted by the institution are helpful in reaching their goals and literary/cultural/sports activities help them to bring out their latent talents.

The management and faculty are striving for keeping up and also to improve further.

2. Most students felt that conduct of practicals, rapport with teachers, relevance of field trips, seminars, certificate courses, support from administrative staff and few other parameters.

With regard to this the head of the institution felt that the good should be translated to Excellent and hence organised meetings with department heads, all the teaching faculty and administrative staff and instructed them to focus and improve upon.

ANALYSIS OF EXIT EVALUATION 2014-2015

(Responses are in percentages)

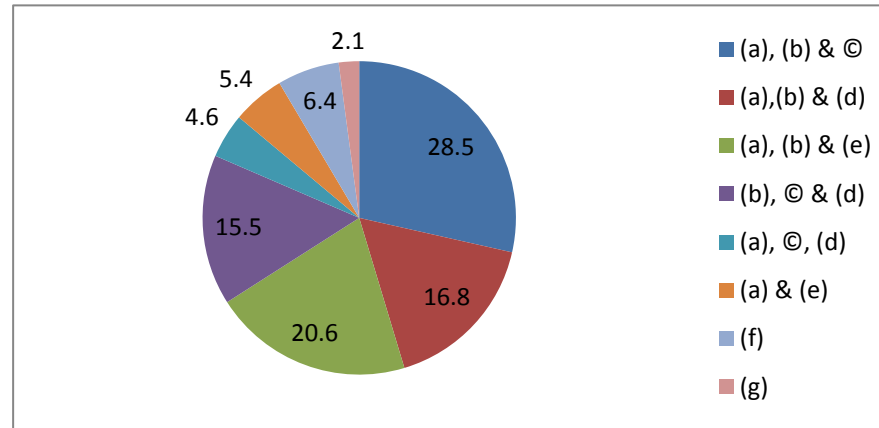
1

What was the basis for choosing this college for our graduate programme?

- (a) Impression/ ranking
- (b) Combinations/ Courses
- (c) Teaching Standards
- (d) Infrastructure
- (e) NAAC Grade
- (f) All of the above
- (g) Any other

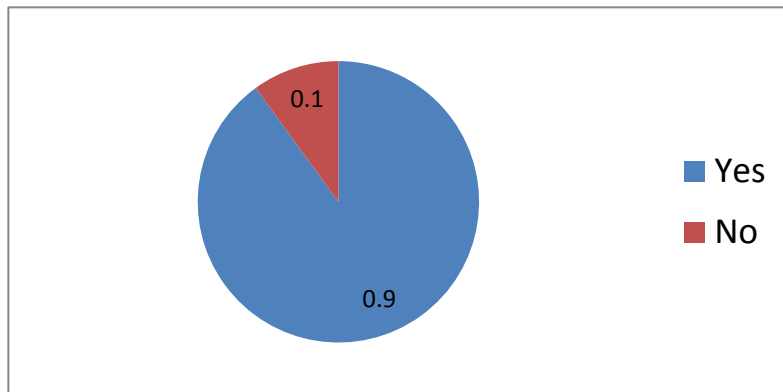
Responses

(a), (b) & ©	28.5
(a),(b) & (d)	16.8
(a), (b) & (e)	20.6
(b), © & (d)	15.5
(a), ©, (d)	4.6
(a) & (e)	5.4
(f)	6.4
(g)	2.1
	99.9



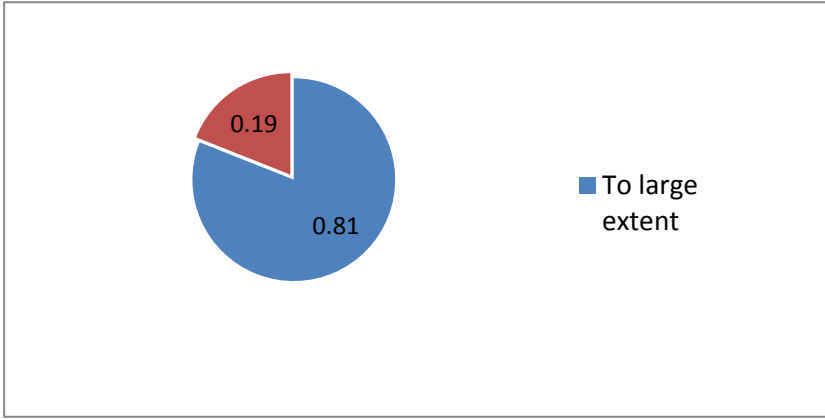
2 Did the periodic assessment and evaluation of your performance help in the final exam?

(a)	Yes	90.00%
(b)	No	10.00%



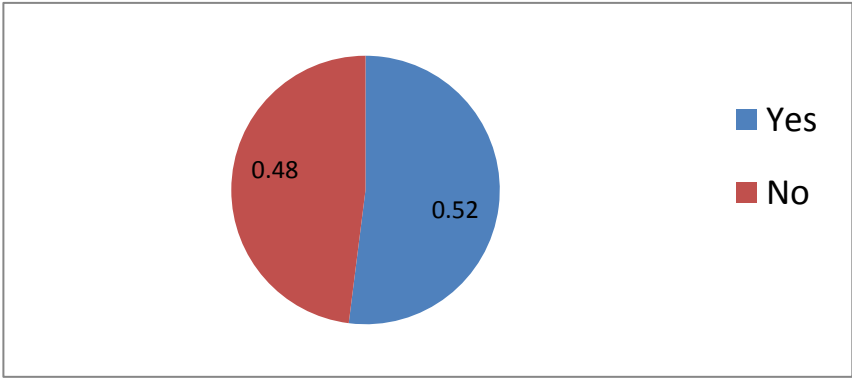
3 The disciplinary measures adopted by the institution are helpful in reaching your goal?

(a)	To large extent	81.00%
(b)	To some extent	19.00%



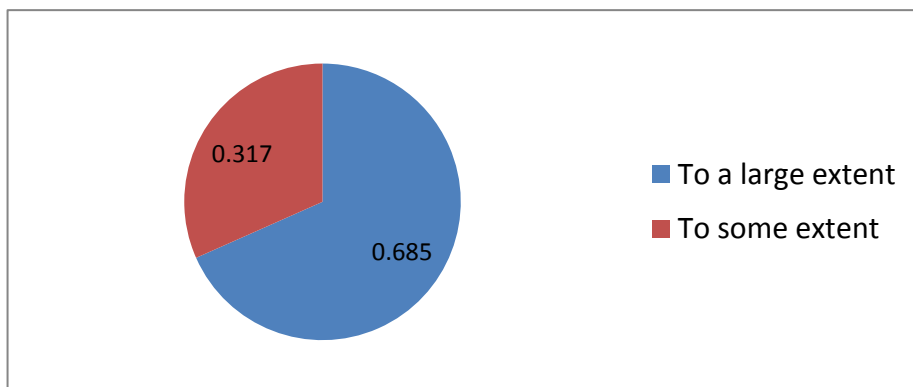
4 Did the literary/cultural/sports activities help you realize your full potential?

(a)	Yes	52.00%
(b)	No	48.00%



5 Has the campus experience met your expectations?

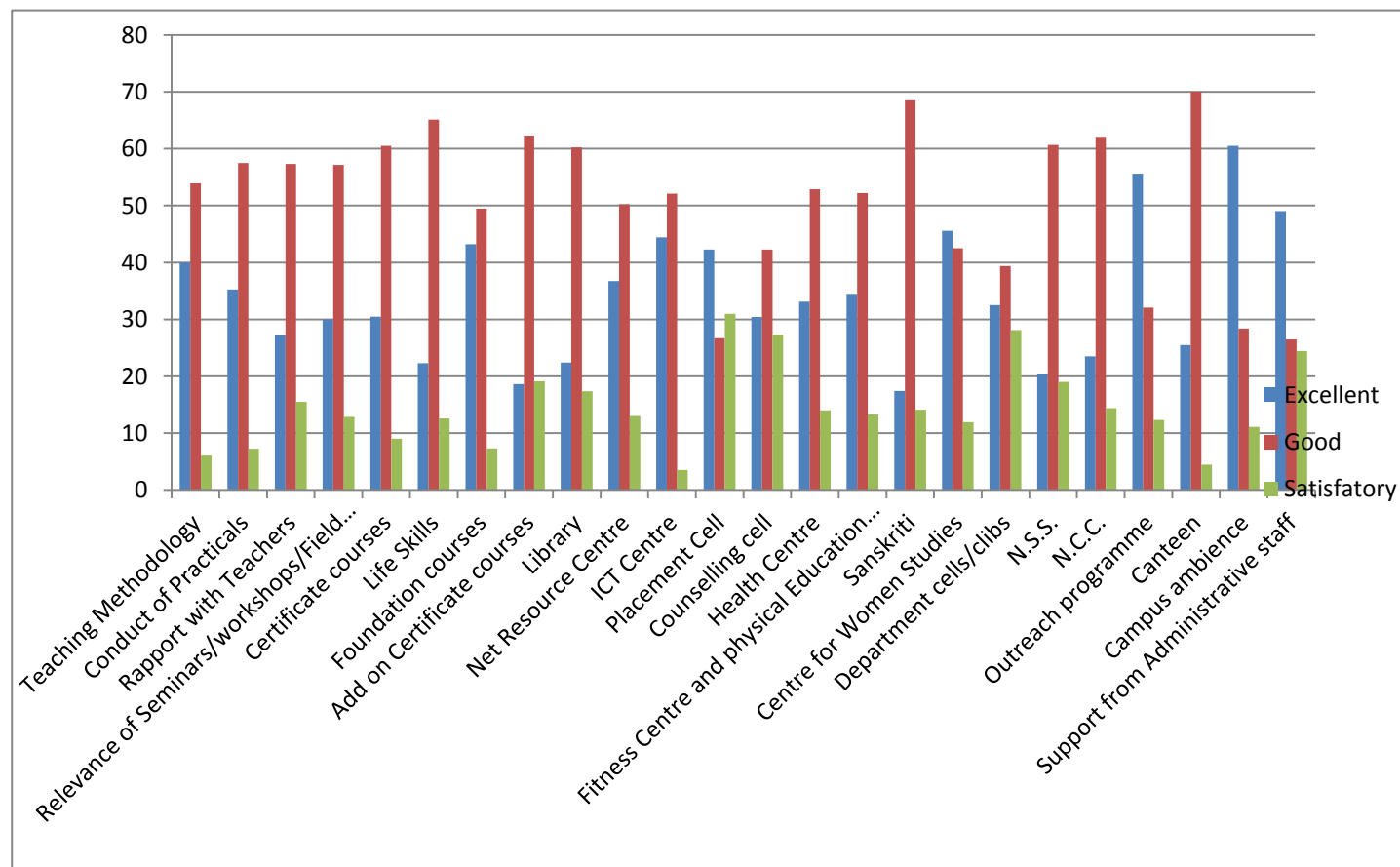
(a)	To a large extent	68.50%
(b)	To some extent	31.70%



6 **Your feedback on the following:**

	Paramenter	Excellent	Good	Satisfactory
a.	Teaching Methodology	40	53.95	6.05
b.	Conduct of Practicals	35.25	57.5	7.25
c.	Rapport with Teachers	27.2	57.3	15.5
d.	Relevance of Seminars/workshops/Field Trips/assignments/projects	30	57.15	12.85
e.	Certificate courses	30.5	60.5	9
f.	Life Skills	22.3	65.1	12.6
g.	Foundation courses	43.2	49.5	7.3
h.	Add on Certificate courses	18.6	62.3	19.1
i.	Library	22.4	60.25	17.35
j.	Net Resource Centre	36.75	50.25	13
k.	ICT Centre	44.4	52.1	3.5
l.	Placement Cell	42.3	26.7	31
m.	Counselling cell	30.4	42.3	27.3
n.	Health Centre	33.1	52.9	14
o.	Fitness Centre and physical Education Infrastructure	34.5	52.2	13.3
p.	Sanskriti	17.4	68.5	14.1
q.	Centre for Women Studies	45.6	42.5	11.9

r.	Department cells/clibs	32.5	39.4	28.1
s.	N.S.S.	20.3	60.7	19
t.	N.C.C.	23.5	62.1	14.4
u.	Outreach programme	55.6	32.1	12.3
v.	Canteen	25.5	70.05	4.45
w.	Campus ambience	60.5	28.4	11.1
x.	Support from Administrative staff	49.05	26.5	24.45



Total number of responses : 710

Action taken report

There are high levels of satisfaction among the students regarding periodic assessment and evaluation system, disciplinary measures, sports/cultural/literary activities and their expectations about the campus experience.

Observed increased levels of satisfaction with respect to conduct of practicals, rapport with teachers, relevance of trips, certificate courses, support from administrative staff and other parameters as well.

The management and dean academics suggested the heads of the departments to introduce new and robust courses, internships & projects, enhance certificate courses and few other parameters under autonomous structure.

Asked the canteen incharge to improve their services to give optimum level of satisfaction.

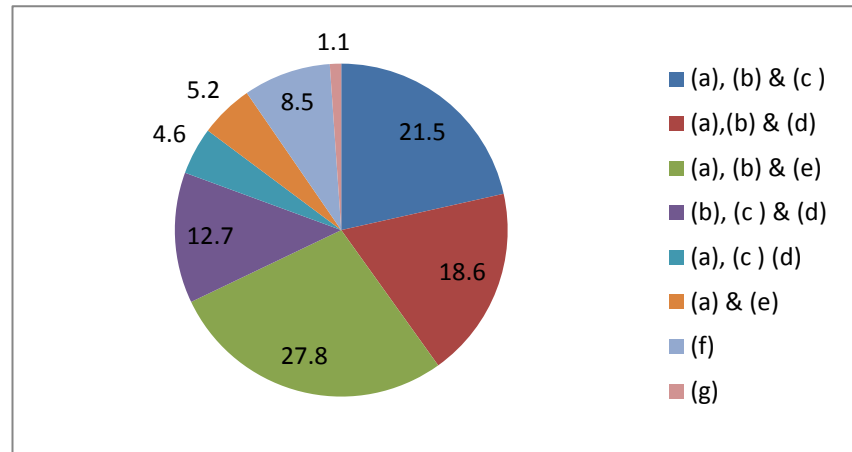
ANALYSIS OF EXIT EVALUATION 2015-2016
(Responses are in percentages)

1 What was the basis for choosing this college for our graduate programme?

- (a) Impression/ ranking
- (b) Combinations/ Courses
- (c) Teaching Standards
- (d) Infrastructure
- (e) NAAC Grade
- (f) All of the above
- (g) Any other

Responses

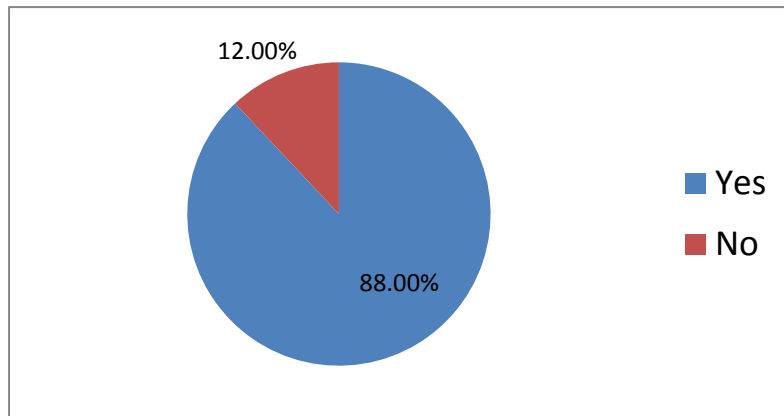
(a), (b) & (c)	21.5
(a),(b) & (d)	18.6
(a), (b) & (e)	27.8
(b), (c) & (d)	12.7
(a), (c) (d)	4.6
(a) & (e)	5.2
(f)	8.5
(g)	1.1



2

Did the periodic assessment and evaluation of your performance help in the final exam?

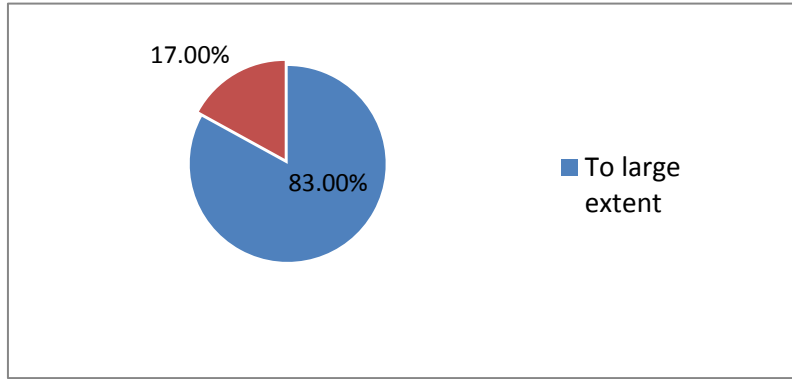
(a)	Yes	88.00%
(b)	No	12.00%



3

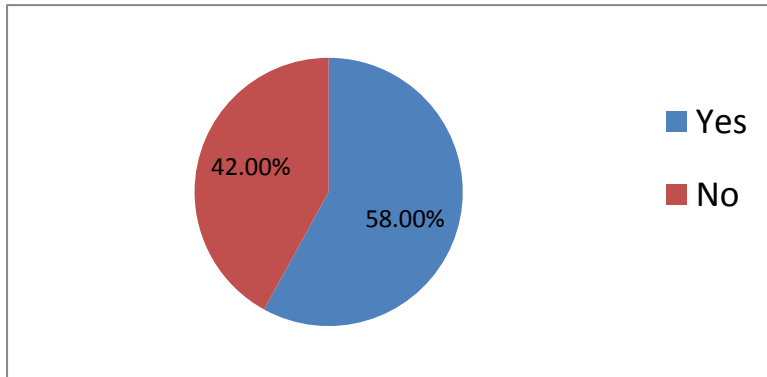
The disciplinary measures adopted by the institution are helpful in reaching your goal?

(a)	To large extent	83.00%
(b)	To some extent	17.00%



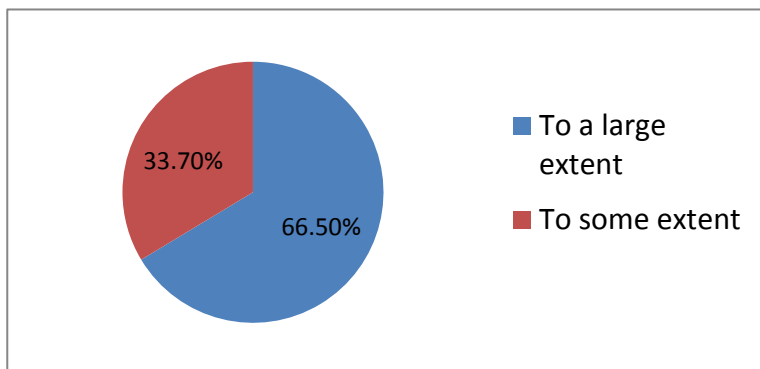
4 Did the literary/cultural/sports activities help you realize your full potential?

(a)	Yes	58.00%
(b)	No	42.00%



5 Has the campus experience met your expectations?

(a)	To a large extent	66.50%
(b)	To some extent	33.70%



6 Your feedback on the following (%):

6 Your feedback on the following (%):

- Parameter**
- a. Teaching Methodology
 - b. Faculty Competency
 - c. Lab Facilities
 - d. Seminars/workshops
 - e. Relevance of Field Trips
 - f. of assignments/projects
 - g. Certificate courses
 - h. Life Skills
 - i. Foundation courses
 - j. Add on Certificate courses
 - k. Library
 - l. Net Resource Centre
 - m. ICT Centre
 - n. Placement Cell
 - o. Counselling cell

	Excellent	Good	Satisfactory
a.	52.5	40.5	7
b.	35.25	57.5	7.25
c.	46.2	38.3	15.5
d.	46.5	38.5	15
e.	42.5	50.25	7.25
f.	48.5	46.25	5.25
g.	30.5	58.5	11
h.	41.3	56.1	2.60
i.	43.2	49.5	7.3
j.	41.6	52.5	5.9
k.	32.4	50.25	17.35
l.	36.75	52	11.25
m.	46.2	50.1	3.70
n.	42.3	26.7	31.00
o.	30.4	42.3	27.30

p.	Health Centre	33.1	52.9	14.00
q.	Fitness Centre and physical	34.5	52.2	13.30
r.	Sanskriti	17.4	68.5	14.10
s.	Centre for Women Studies	45.6	42.5	11.90
t.	Department clubs/cells	32.5	39.4	28.10
u.	N.S.S.	20.3	60.7	19
v.	N.C.C.	23.5	62.1	14.4
w.	Outreach programme (communit	55.6	32.1	12.3
x.	Canteen	25.5	70.05	4.45
y	Campus ambience	60.5	28.4	11.1
z	Support from Administrative staff	52.5	36	34.95
a1	Mentorship programme	49.5	44.5	6

